

The 2019
ELITE i20



The 2019 ELITE i20

Attention comes easy when you drive a showstopper.

The 2019 ELITE i20 is aesthetically designed
with premium interiors and spunky looks
that make it appealing.





Bold and Premium Styling

Its sporty styling, bold looks and a robust rear stance make sure you're always in the limelight.



Premium Cascade Design High Gloss Front Grille with Chrome Surround



Uniquely Designed Stylish Tail Lamps



Front Air Curtains



Projector Headlamps with LED DRL, Positioning and Cornering Lamps



R16 Diamond-cut Alloy Wheels

Auto-folding ORVM with Welcome Function | Sporty Black C Pillar | Front Fog Lamps | Auto Headlamps



Human-connected Technology

Its 17.77 cm Touchscreen Infotainment System allows you to navigate your way in style and groove to your favourite music, as you drive the 2019 ELITE i20.

1. Arkamys Sound Mood 2. Android Auto 3. Apple CarPlay 4. Navigation 5. Video Playing Mode



IPS Display for Wide Viewing Angle | Voice Recognition | Capacitive Touch

Disclaimer: The screens shown on the windshield are only a creative representation of the AVN screens.



Stay Connected with your Hyundai

A dynamic new way to stay connected with your car, even from the comfort of your home. Auto Link helps you keep a check on your vehicle health, monitor driving pattern, manage parking, get road side assistance and book a service request for your Hyundai.




Hi-Tech and Convenience Features

Get ready to be mesmerised whenever you step inside the 2019 ELITE i20.

Its well-appointed interiors and advanced features make your drive an experience par excellence.



Wireless Phone Charger



Eco Coating Technology



Steering Adaptive Parking Guidelines



FATC



Rear Armrest with Cup Holder



Sliding Front Armrest



Rear AC Vent



Tilt and Telescopic Steering



Hyundai iblue Smart Phone App for Audio Remote Control*



USB Charger

Smart Key and Push Button Start/Stop | Glove Box Cooling

*Works with select Android Smart Phones only.



Uncompromised Safety

The 2019 ELITE i20 takes safety to a whole new level with top-of-the-line features. It makes sure you're protected on the road, always.



Reverse Parking Camera with Sensors



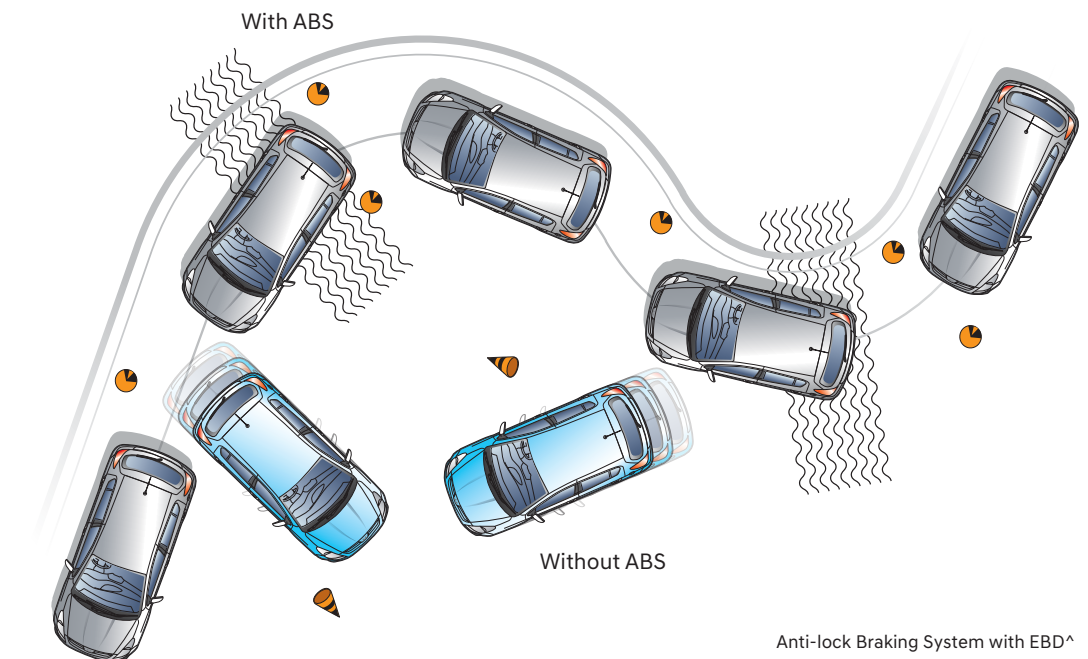
ISOFIX



Impact Sensing Door Unlock & Speed Sensing Auto Door Lock (Standard)



Auto Up/Down Power Window with Pinch Guard



STANDARD ACROSS ALL VARIANTS

^Electronic Brakeforce Distribution

Smart Pedal | Clutch Lock


Enhanced Powertrain

Brace yourself for an exhilarating drive, every time.
The 2019 ELITE i20 comes with an enhanced powertrain and boasts of unrivalled fuel efficiency.



1.2l Petrol Engine

Kappa Dual VTVT Technology

Max. Power
 **83_{ps}/6,000_{rpm}**



5-speed Manual Transmission




CVT Transmission



1.4l Diesel Engine

U2 CRDi

Max. Power
 **90_{ps}/4,000_{rpm}**



6-speed Manual Transmission



KEY FEATURES

| Variant | | Era | Magna+ | Sportz+ | Asta (O) |
|--|-------------------------------|-----|--------|-------------|----------|
| ENGINE & TRIM PLAN | | | | | |
| 1.2 Kappa Petrol with Dual VTVT | | MT | MT | MT & CVT | MT & CVT |
| 1.4 U2 CRDi Diesel | | MT | MT | MT | MT |
| SAFETY | | | | | |
| Airbag | Driver & Passenger | S | S | S | S |
| | Side & Curtain | - | - | - | S |
| Anti-lock braking system (ABS) | | S | S | S | S |
| Parking Assist | Reverse Parking Sensors | S | S | S | S |
| | Rear Camera w/ Display on AVN | - | - | S | S |
| Front Fog Lamps | | - | S | S | S |
| Automatic Headlamps | | - | - | - | S |
| Central locking (Door & Tailgate) | | S | S | S | S |
| Smart Pedal | | S | S | S | S |
| Impact Sensing Auto door unlock | | S | S | S | S |
| Speed Sensing Auto Door Lock | | S | S | S | S |
| Clutch lock | | PL | PL | PL | S |
| Headlamp Escort Function | | - | S | S | S |
| Keyless Entry | Foldable Key | - | S | S | - |
| | Smart Key | - | - | - | S |
| Rear Defogger with Timer | | - | - | S | S |
| Seat belt pretensioners - Driver & Passenger | | S | S | S | S |
| ISOFIX | | - | - | - | S |
| Height Adjustment Seat Belt - Driver & Passenger | | - | - | - | S |
| Speed Alert System | | S | S | S | S |
| Driver & Passenger Seatbelt Reminder | | S | S | S | S |
| Immobilizer | | S | S | S | S |
| Dual Horn | | S | S | S | S |
| EXTERIOR | | | | | |
| Headlamps | Standard Halogen | S | S | S | - |
| | Projector Type | - | - | - | S |
| | Cornering Lamps | - | - | - | S |
| Day time Running lamp | Near Fog Lamp | - | S | S | - |
| | Inside Headlamp unit | - | - | - | S |
| Front Grille | Black | S | - | - | - |
| | High Glossy Black | - | S | S | S |
| | Chrome Surround | - | S | S | S |
| B pillar black out tape | | S | S | S | S |
| C pillar black finish | | S | S | S | S |
| Body Colored | Bumpers | S | S | S | S |
| | Outside Door Mirrors | - | S | S^ | - |
| | Outside Door Handles | - | S | S | - |
| Dual Tone rear bumper | | S | S | S | S |
| Waistline moulding (Black) | | - | - | - | S |
| Turn Indicators on Outside Mirrors | | - | - | S | S |
| Chrome Outside Door Handles | | - | - | - | S |
| Full Wheel Covers | | - | S | - | - |
| | | - | S | - | - |
| Alloy wheels | R15 Gun metal finish | - | - | S | - |
| | R16 Diamond cut | - | - | Dual Tone | S |
| Roof Antenna | | S | S | S | S |
| INTERIOR | | | | | |
| Interior color | Dual Tone Beige & Black | S | S | S | S |
| | Satin Red Pack | - | - | Dual Tone** | - |
| | Orange Pack | - | - | Dual Tone** | - |
| Front & Rear Door Map Pockets | | S | S | S | S |
| Front Passenger Seat Back Pocket | | S | S | S | S |
| Rear Parcel Tray | | - | - | S | S |
| Metal Finish | Inside Door Handles | S | S | S | S |
| | Parking Lever Tip | S | S | S | S |
| Leather Wrapped Gear Knob | | - | - | - | S |
| Leather-wrapped Steering Wheel | | - | - | - | S |
| Sunglass holder | | - | S | S | S |
| INSTRUMENT PANEL & CENTER FASCIA DISPLAY | | | | | |
| Blue interior illumination | | S | S | S | S |
| Dual tripmeter | | S | S | S | S |

BODY COLOURS




| Variant | | Era | Magna+ | Sportz+ | Asta (O) |
|--|---------------------------------|-----|------------|-----------|----------|
| Tachometer | | S | S | S | S |
| Digital Clock | | S | S | S | S |
| Warning & Indicators | Gear Shift | S | S | S | S |
| | Low Fuel | S | S | S | S |
| | Door & Tailgate Ajar | S | S | S | S |
| | Immobilizer | S | S | S | S |
| | Service reminder | - | - | - | S |
| Advanced supervision Display | Parking sensor display | - | - | - | S |
| | Auto unlock function | - | - | - | S |
| | | - | - | - | S |
| IC Light adjustment (Rheostat) | | - | - | - | S |
| SEATING | | | | | |
| Front seat adjustable headrest | | S | S | S | S |
| Height adjustable driver seat | | - | - | S | S |
| Rear Seat Armrest with Cup Holder | | - | - | - | S |
| Rear seat Headrests | Integrated | S | S | S | - |
| | Adjustable | - | - | Dual Tone | S |
| | Sliding Type Armrest | - | - | S | S |
| Front center console with Storage & Armrest | | - | S | - | - |
| INFOTAINMENT & CONNECTIVITY | | | | | |
| 17.7cm Touch Screen with IPS Display Audio Video Navigation System | | - | - | S | S |
| Smartphone Connectivity - Apple Carplay, Android Auto & MirrorLink | | - | - | S | S |
| Arkamys Sound | | - | - | S | S |
| 2-DIN Integrated Radio+MP3 Player | | - | S | - | - |
| Front & Rear Speakers | | - | S | S | S |
| Front & Rear Tweeters | | - | Front Only | S | S |
| USB Ports | | - | S | S | S |
| Bluetooth Connectivity | | - | S | S | S |
| Steering Wheel with Audio & Bluetooth Controls | | - | S | S | S |
| Voice Recognition* | | - | - | S | S |
| AutoLink (Connected Car Technology) | | - | - | - | S |
| i-Blue (Audio remote application) | | - | S | S | S |
| COMFORT & CONVENIENCE | | | | | |
| Push Button Start/Stop | | - | - | - | S |
| Power Windows | Front | S | S | S | S |
| | Timelag | S | S | S | S |
| | Rear | - | S | S | S |
| | Switch Illumination Driver side | S | S | S | S |
| | Auto Up-Down (Driver only) | - | - | - | S |
| | Pinch Guard (Driver only) | - | - | - | S |
| | Manual | S | S | S | - |
| | Fully Automatic | - | - | - | S |
| Air conditioning | Eco Coating | S | S | S | S |
| | | S | S | S | S |
| Motor Driven (Electric) Power Steering | | - | S | S | S |
| Rear AC vents | | - | S | S | S |
| Glovebox Cooling | | - | S | S | S |
| Tilt & Telescopic Steering | | - | - | S | S |
| Rear Wiper & Washer | | - | - | - | S |
| Clutch Footrest | | S | S | S | S |
| Passenger Vanity Mirror | | - | S | S | S |
| Power Outlet | Accessory Socket 12V | S | S | MT | - |
| | Front USB Charger(x1) | - | - | MT | - |
| | Front USB Charger(x2) | - | - | CVT & DT | S |
| Wireless Charger | | - | - | CVT & DT | S |
| Theater dimming central room lamp | | S | S | S | S |
| Front map lamp | | - | S | S | S |
| Intermittent variable front wiper | | S | S | S | S |
| Lane change indicator | | S | S | S | S |
| Luggage Lamp | | - | - | - | S |
| Outside Mirrors | Internally Adjustable | S | - | - | - |
| | Electrically Adjustable | - | S | S | S |
| | Electric folding + Auto folding | - | - | S | S |
| | Welcome Function | - | - | - | S |
| Battery Saver | | S | S | S | S |

*Through Smart Phone Connectivity, **Based on exterior color
*Black in Dual Tone, S = Standard, DT = Dual Tone, PL = Petrol

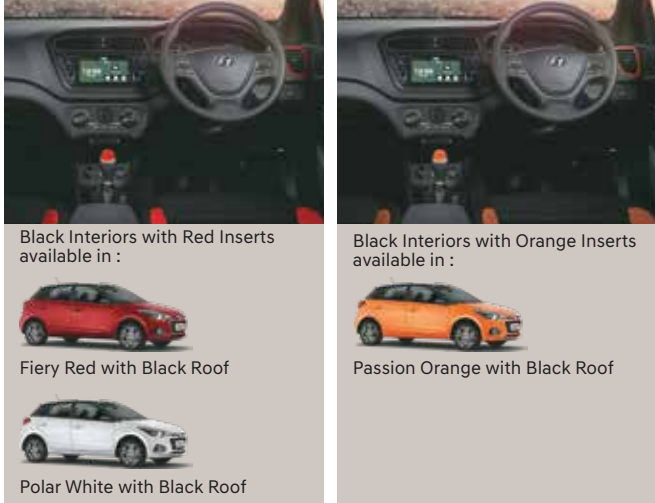
TECHNICAL SPECIFICATIONS

| ITEMS | 1.2 Kappa Dual VTVT Petrol | 1.4 U2 CRDi Diesel |
|--------------------------|--|-----------------------|
| DIMENSIONS | | |
| Overall Length (mm) | | 3,985 |
| Overall Width (mm) | | 1,734 |
| Overall Height (mm) | | 1,505 |
| Wheelbase (mm) | | 2,570 |
| Fuel Tank Capacity (l) | | 40 |
| ENGINE | | |
| Configuration | 4 Cyl, 16 Valves | 4 Cyl, 16 Valves |
| Valvetrain Type | DOHC with Dual VTVT | DOHC |
| Displacement (cc) | 1,197 | 1,396 |
| Maximum Power (ps/rpm) | 83/6,000 | 90/4,000 |
| Maximum Torque (kgm/rpm) | 11.7/4,000 | 22.4/1,500–2,750 |
| TRANSMISSION | | |
| Type | 5-speed Manual, CVT | 6-speed Manual |
| SUSPENSION | | |
| Front | McPherson Strut with Coil Spring | |
| Rear | Coupled Torsion Beam Axle with Coil Spring | |
| Shock Absorber | Gas Type | |
| BRAKES | | |
| Front | Disc | |
| Rear | Drum | |
| TYRE | | |
| Size | 185/70 R14 Steel (Era, Magna+) | |
| | 185/65 R15 Gun Metal Alloy (Sportz+) | |
| | 195/55 R16 Diamond Cut Alloys (Sportz+ Dual Tone & Asta(O)) | |
| Spare Tyre | 185/70 R14 Steel (Era, Magna+, Sportz+) | |
| | 185/65 R15 Steel (Sportz+ Dual Tone, Asta (O)) | |
| Type | Tubeless | |

DIMENSIONS



DUAL TONE OPTIONS



Disclaimer: Gear Knob with Red / Orange inserts is available in select Engine options.

Dealer's Name & Address

For more details,
please consult your Hyundai Dealers.

HYUNDAI MOTOR INDIA LTD.

2nd & 6th Floor, Corporate One - Baani Building,
Plot No. 5, Commercial Centre, Jasola, New Delhi-110025
Visit us at www.hyundai.co.in or call us at 1800-11-4645 (Toll Free) 098-7356-4645.



- **3 Years/100,000 km Warranty****
- **3 Years Road Side Assistance (RSA)**

**Complete
Peace of Mind
for Customers**

• Some of the equipments illustrated or described in this leaflet may not be supplied as standard equipment and may be available at extra cost. • Technical specifications have been rounded-off to the nearest value. • Hyundai Motor India reserves the right to change specifications, schemes and equipment without prior notice • Body colours are trim specific • The colour plates shown may vary slightly from the actual colours due to the limitations of the printing process. • Please consult your dealer for full information and availability on colours and trim. Apple CarPlay is a trademark of Apple Inc. Android Auto is a trademark of Google Inc. **Terms & conditions apply.